

Agenda for Solon Library Board Meeting
Monday, July 31, 2023 @6:30 pm

Call to order

Approval of the agenda

Approval of the minutes

- June 26, 2023

Citizen's Speak

Committee reports

- Building
- Finance
- Johnson County Liaison
- City Liaison
- Board of Trustees Continuing Education

Directors Report

Approval of Bills

- July 2023

Review of Foundation report (June 2023)

Old Business

-

New Business

- Review Library Staff Job Descriptions
- Board Continuing Education Suggestion:
LTC Accessible Small and Rural Communities Support Materials

Understanding Disability Webinar (May 10, 2023)

<https://www.youtube.com/watch?v=xrfAYsEablA>

- [Recording \(90 minutes\)](#)
- [Slide deck](#)

Next Meeting: **Monday, August 28, 2023 at 6:30 pm**

Adjourn

The Solon Public Library Board

DRAFT Meeting Minutes

June 26, 2023

Call to Order

The regular meeting of the Solon Public Library Board was called to order by *Sutton* at 6:29 p.m.

Present

Sandy Lawrence, March Sutton, Bill Christensen, Jennifer Fetzer, Steve Fisher, Janet Salathiel, Char Cosgrove, Cole Gabriel (City Council Liaison), Liz King (Library Director)

Absent

None

Approval of Agenda

The agenda was unanimously approved as distributed.

Approval of Minutes

The minutes of the previous meeting were unanimously approved as corrected.
(Switched placement of **Closed Session Ended** and **Director Evaluation** entries)
Sandy/Janet

Citizen's Speak and Correspondence

No citizen's speak. Correspondence was included in the board packet.

Committee Reports

- **Building**
 - **Paint:** Liz presented two estimates for painting the meeting room and dinette. Henry's Painting 2921.88 and Lynch Brothers 2250.00. It was suggested to contact Lynch to see if they could nail down a date.
 - **Radon:** inspection was concluded. It was decided that the situation could be mitigated with 3-4 Remediation Residential systems at approximately 1000.00 per system. Since the city owns the building this information goes to the City's Building Committee before coming back to the Library for action.
Parking Lot: Parking lot was surveyed which starts the process of finding options for the Handicap parking issue.
Light Maintenance: Ballast was replaced on an overhead light in meeting room

- **Finance:** None

- **Johnson County Liaison:** None

- **City of Solon Liaison:** The recent need for a cleaning person was discussed. The Library is hit harder for custodial needs due to the heavy public usage of the building. Cole will act as our advocate and discuss the Library's concerns with the City Council

- **Board of Trustees Continuing Education**

Library Director's Report.

A written report is included in the Board packet. One item that Liz wished to highlight was 472 programs with 11,374 participants.

Approval of Bills

The bills were unanimously approved as listed (Steve/ Bill)

Review of Foundation Report

The Foundation budget was reviewed.

Old Business

CD Transfers

Matured CD was divided between Green State and Solon State Bank.

Green State 101,000.00 rate 4.85 15months

Solon State Bank 12, 103.41 rate 4.04 15months

Staff and Board email transition from State sponsored Silo at mail system.

Now that we no longer use the Silo system, Liz is the designated person to receive any emails sent to the Board email account to be included as correspondence at subsequent Board Meetings.

New Business

FY24 Budget

Liz shared her concerns after conducting staff evaluations of the possible loss of part time employees due to lack of incentives. The data reflected in a FY24 Salary Worksheet shows a comparison of regional libraries with Solon. Solon salaries are significantly less. The goals for the Library and its expanding use in the community is tied to staff skills and availability.

Director Goals for FY24 (Janet/Jen)

Board Continuing Education Suggestions.

Items were listed for Board consideration

Next Month's Agenda

No items were listed

Adjournment

The meeting was adjourned at 7:27p.m. (Sandy/Steve)

Next Meeting

Regular Meeting: Monday, July, 31, 2023

Submitted by

Char Cosgrove



STATE LIBRARY OF IOWA

DES MOINES OFFICE

1112 E. GRAND AVENUE
DES MOINES, IA 50319
800.248.4483

June 28, 2023

Solon Public Library
Liz King
320 West Main Street
Solon, IA 52333-9504

Dear Liz King:

Congratulations to you and your community! The Solon Public Library has met the conditions for state accreditation as outlined in *In Service to Iowa: Public Library Standards, Sixth Edition*. The accreditation of your library is valid for three years through June 30, 2026.

Achieving accreditation requires significant, ongoing local commitment to provide high quality public library service. As an accredited library you are being recognized for efforts in all areas of library operations including governance and funding, staffing, library collection, services, public relations, access, and facilities.

To publicly acknowledge this accomplishment, enclosed is a Certificate of Accreditation signed by the Governor, Lieutenant Governor, the chair of the Iowa Commission of Libraries, and the State Librarian. We will also send you a news release via email that you can customize for your library and send to local media to announce this accomplishment to your community.


Best wishes to you as you continue to deliver high quality library services to your community.

Sincerely,

Michael Scott,
State Librarian

Enclosure

The State of Iowa and the



**STATE LIBRARY
OF IOWA**



Present

PUBLIC LIBRARY ACCREDITATION


VALID THROUGH JUNE 30, 2026

Awarded to

SOLON PUBLIC LIBRARY

This first day of July, 2023

Des Moines, Iowa



GOVERNOR



LT. GOVERNOR



STATE LIBRARIAN



CHAIR, IOWA COMMISSION OF LIBRARIES

Director's Report July 2023

In July I attended regular meetings with the City Council, weekly Department Head Zoom meetings and the Solon Public Library Foundation. The Friends of the Library do not meet in July. Teen Services Librarian Madison Knupp received the Foundation's first Staff Development Grant this year and she was a guest at the beginning of our meeting so the Foundation members could meet her and hear about her plans to complete her MLIS Degree from the University of Iowa. Thanks to the success of the Foundation's Art Auction Fundraisers, we were able to purchase a mobile computer lab consisting of 15 Chromebooks with Google software licenses and a charging cart. This will allow us to host technology programs for patrons for all ages.

I submitted the FY23 Direct State Aid Report and FY23 Open Access Report to the State Library of Iowa prior to the July 31, 2022 deadline. We also received our official State Library of Iowa Accreditation Certificate for the highest level (Tier 3) accreditation. I have included it in this board packet.

Our second month of Summer Reading included many exciting activities including Family Storytime and Fun For All Night on the second Saturday of the month, Meet & Bleat: Goats at the Library, Iowa Raptor Project, Music Cafe with CARTHA, Karaoke Night where participants of all ages Found Their Voices, Shaving Cream painting at Solon Beef Days Kid's Corner, participating in Kid's Day at Johnson County Fair, outdoor water games, painting kindness rocks, chalk poetry, and stem crafts. Our programming staff (Alexis, Lily and Madison) have done an excellent job creating unique and engaging summer programs and Communications Specialist Megan has ensured the whole community is informed about each opportunity for fun and learning at our Library. Sherri's dedication to cataloging our new items as soon as they arrived ensured our patrons of all ages had many options for reading materials to earn their prizes. It is truly a team effort for our six-member staff to provide such a successful Summer Reading Program for our community. It is a joy to see our patrons' excitement and dedication to reading all summer long. These are the participation numbers as of July 26, 2023. We will have final numbers in the August report.

Summer Reading 2023: Find Your Voice	# of Readers	Amount	Unit	Codes
Summer Reading - Littles (0-K)	161	7,351	Books	110
Summer Reading - Caregivers	33	1,966	Books	30
Summer Reading - Kids (1st-5th)	295	240,723	Minutes	174
Summer Reading - Teens (6th-12th)	125	155,304	Minutes	180
Summer Reading - Adults (16+ years)	136	596	Books	302

Outreach/Community Engagement

Monthly Newsletter Link: [July Newsletter](#)

Subscribers: 1554

Solon Retirement Village 1 Visit, 25 books

Solon Independent Living 1 Visit, 30 books

Teen Reading Challenge (2023 Calendar year ongoing) 18 teens 74 submissions

We will close out the month with Trivia Night and the Summer Reading Program will be completed on July 31st. The grand prize drawings will take place later that week. Looking ahead to August, we have several great programs scheduled. Highlights will include our 2nd Annual Dinosaurs at Dusk, Harvesting Our Garden, Cold Blooded Redhead amphibians, Fun for All Night, and an Intergenerational Storytime at Solon Retirement Village. We look forward to continuing the summer fun right up until school starts.

Sincerely,

Liz King

Director, Solon Public Library

Megan to send
to Chris @
Economist
7/27/23

Media Contact: Scott Dermont, (515) 281-7573 or Scott.Dermont@iowa.gov

SOLON PUBLIC LIBRARY RECEIVES ACCREDITATION FROM THE STATE LIBRARY OF IOWA

DES MOINES—The State Library of Iowa has announced that the Solon Public Library has met the conditions for state accreditation as outlined in “In Service to Iowa: Public Library Standards Sixth Edition.”

Achieving accreditation requires a significant, ongoing local commitment to high quality library services. The Solon Public Library has been recognized for its efforts in all areas of library operations including governance and funding, staffing, library collection, services, public relations, access, and facilities. The accreditation status begins July 1, 2023, and is valid through June 30, 2026.

“The director and board of trustees of the Solon Public Library and the city of Solon are to be commended for this achievement and their commitment to excellence in public library services for their community,” said State Librarian Michael Scott.

Of Iowa’s 543 public libraries, 414 – including the Solon Public Library – are accredited. Iowa’s accredited public libraries are recognized for being responsive to their communities and for exhibiting excellence in their provision of library services. Almost two-thirds of all Iowans have active public library cards. Iowa libraries play key roles in workforce and economic development, lifelong learning and e-government activities. Iowans use their libraries to find jobs, do homework, locate a good book to read, research legal information, access government information, and more.

Accredited libraries receive a higher rate of compensation through the State Library’s Enrich Iowa program. They also receive a Certificate of Accreditation signed by Governor Kim Reynolds, Lieutenant Governor Adam Gregg, State Librarian Michael Scott, and Iowa Commission of Libraries Chair Zachary Stier.

For more information on the State Library’s accreditation program, and to view the Public Library Standards, go to <https://www.statelibraryofiowa.gov/index.php/libraries/search/accred-stand>.

About the Solon Public Library

The Solon Public Library is proud to serve our community by providing free access to resources and programs and encouraging a love of lifelong learning. Public Libraries truly are for everyone! Check out our website to learn more: <https://www.solon.lib.ia.us/>

About the State Library of Iowa

The State Library of Iowa actively champions libraries. Our two roles are improving library services in Iowa and delivering specialized information services to state government and to Iowans. www.StateLibraryofIowa.gov

Solon Public Library
June 2023 Program Details


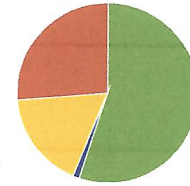
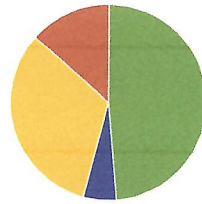
7/27/2023

	A	B	C	D	F	G
1	Title	Age	Type	Category	In-person Attendees	Virtual Attendees
2	Chair Yoga	Adult (Ages 19+)	In Person	Adult Programs	25	0
3	Chair Yoga (Video)	Adult (Ages 19+)	In Person	Adult Programs	27	0
4	Chair Yoga	Adult (Ages 19+)	In Person	Adult Programs	22	0
5	Chair Yoga	Adult (Ages 19+)	In Person	Adult Programs	22	0
6	Chair Yoga	Adult (Ages 19+)	In Person	Adult Programs	23	0
7	Chair Yoga	Adult (Ages 19+)	In Person	Adult Programs	20	0
8	Chair Yoga	Adult (Ages 19+)	In Person	Adult Programs	23	0
9	Chair Yoga	Adult (Ages 19+)	In Person	Adult Programs	20	0
10				Total Chair Yoga	182	
11	Coffee & Conversations	Adult (Ages 19+)	In Person	Adult Programs	12	0
12	Coffee & Conversations	Adult (Ages 19+)	In Person	Adult Programs	13	0
13	Coffee & Conversations	Adult (Ages 19+)	In Person	Adult Programs	13	0
14	Coffee & Conversations	Adult (Ages 19+)	In Person	Adult Programs	13	0
15				Total Coffee	51	
16	Adult Game Night	Adult (Ages 19+)	In Person	Adult Programs	4	0
17	Book Club	Adult (Ages 19+)	Combo in Person /	Adult Programs	10	1
18	Cookbook Club - Picnics	Adult (Ages 19+)	In Person	Adult Programs	8	0
19	DIY Night - Stepping Stones	Adult (Ages 19+)	In Person	Adult Programs	13	0
20	KNIT LIT	Adult (Ages 19+)	In Person	Adult Programs	4	0
21	Light Painting Photography	Adult (Ages 19+)	In Person	Adult Programs	8	0
22				Total Adult Programs	281	
23	Family Storytime	Children (Ages 0-5)	In Person	Storytime	9	0
24	Lakeview Care for Kids Storytime	Children (Ages 0-5)	In Person	Storytime	36	0
25	Lakeview Care for Kids Storytime	Children (Ages 0-5)	In Person	Storytime	36	0
26	Lakeview Care for Kids Storytime	Children (Ages 0-5)	In Person	Storytime	33	0
27	Lakeview Care for Kids Storytime	Children (Ages 0-5)	In Person	Storytime	35	0
28	Storytime: Finding Your Body's Voice	Children (Ages 0-5)	In Person	Storytime	42	0
29	Storytime: Finding Your Animal's Voice	Children (Ages 0-5)	In Person	Storytime	37	0
30	Storytime: Finding Your Community Voice	Children (Ages 0-5)	In Person	Storytime	49	0
31	Storytime: Finding Your Creative Voice	Children (Ages 0-5)	In Person	Storytime	52	0
32				Total Storytime	329	
33	Kids Connect: DIY Smashbooks	Children (Ages 6-11)	In Person	BAM POW	24	0
34	Kids Connect: Guess Who? Animal Edition	Children (Ages 6-11)	In Person	BAM POW	19	0
35	Kids Connect: Outdoor Art	Children (Ages 6-11)	In Person	BAM POW	29	0
36	Kids Connect: Outdoor Games	Children (Ages 6-11)	In Person	BAM POW	42	0
37				Total BAM POW	114	
38	1 000 Books Before Kindergarten	Children (Ages 0-5)	Passive Program	Family	7	0
39	[Month] Coloring Challenge	General Interest	Passive Program	Family	260	0
40	Foam Party: All Ages of Fun!	General Interest	In Person	Family	201	0
41	Fun For All Night	General Interest	In Person	Family	38	0
42	Kitten Day! with the Iowa City Animal Shelter	General Interest	In Person	Family	127	0
43	Let's Go LEGO!	General Interest	Passive Program	Family	27	0
44	Music Cafe	General Interest	In Person	Family	15	0
45	Read with a Dog!	General Interest	In Person	Family	8	0
46	Solon Volunteer Fire Department	General Interest	In Person	Family	78	0
47				Total Family Programs	761	
48	Manga Me	Young Adult (Ages 12-18)	Passive Program	Teens	14	0
49	Teen Manga Club	Young Adult (Ages 12-18)	In Person	Teens	9	0
50	Teen Tuesday: D&D Figure Painting	Young Adult (Ages 12-18)	In Person	Teens	11	0
51	Teen Tuesday: Franken Toys	Young Adult (Ages 12-18)	In Person	Teens	17	0
52	Teen Tuesday: Poetry day	Young Adult (Ages 12-18)	In Person	Teens	6	0
53	Teen Tuesday: Pride Day	Young Adult (Ages 12-18)	In Person	Teens	8	0
54				Total Teen Programs	65	

July

Overview

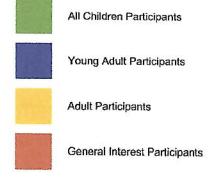
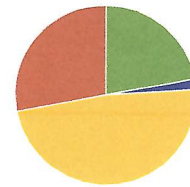
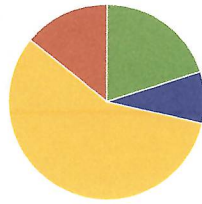
All Children Programs	18	48.65%	All Children Participants	599	55.06%
Young Adult Programs	2	5.41%	Young Adult Participants	12	1.1%
Adult Programs	12	32.43%	Adult Participants	189	17.37%
General Interest Programs	5	13.51%	General Interest Participants	288	26.47%
Total Programs	37		Total Participants	1088	



August

Overview

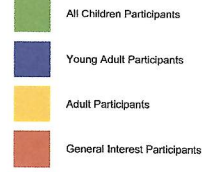
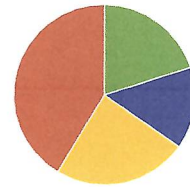
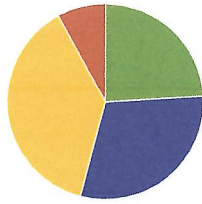
All Children Programs	7	20%	All Children Participants	152	21.97%
Young Adult Programs	3	8.57%	Young Adult Participants	13	1.88%
Adult Programs	20	57.14%	Adult Participants	333	48.12%
General Interest Programs	5	14.29%	General Interest Participants	194	28.03%
Total Programs	35		Total Participants	692	



September

Overview


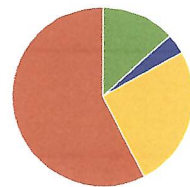
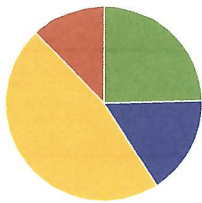
All Children Programs	12	24%	All Children Participants	237	19.82%
Young Adult Programs	15	30%	Young Adult Participants	177	14.8%
Adult Programs	19	38%	Adult Participants	286	23.91%
General Interest Programs	4	8%	General Interest Participants	496	41.47%
Total Programs	50		Total Participants	1196	



October

Overview


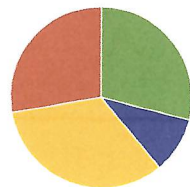
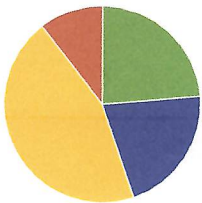
All Children Programs	12	24.49%	All Children Participants	260	13.12%
Young Adult Programs	8	16.33%	Young Adult Participants	73	3.69%
Adult Programs	23	46.94%	Adult Participants	506	25.54%
General Interest Programs	6	12.24%	General Interest Participants	1142	57.65%
Total Programs	49		Total Participants	1981	



November

Overview


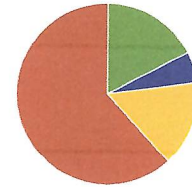
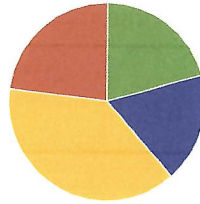
All Children Programs	9	23.68%	All Children Participants	218	28.8%
Young Adult Programs	8	21.05%	Young Adult Participants	76	10.04%
Adult Programs	17	44.74%	Adult Participants	253	33.42%
General Interest Programs	4	10.53%	General Interest Participants	210	27.74%
Total Programs	36		Total Participants	757	



December

Overview


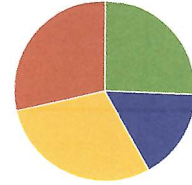
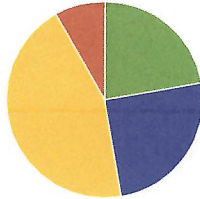
All Children Programs	8	20.51%	All Children Participants	194	17.2%
Young Adult Programs	7	17.95%	Young Adult Participants	63	5.59%
Adult Programs	15	38.46%	Adult Participants	173	15.34%
General Interest Programs	9	23.08%	General Interest Participants	698	61.88%
Total Programs	39		Total Participants	1128	



January

Overview


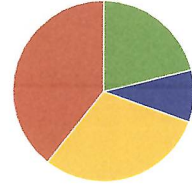
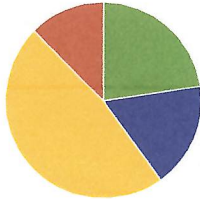
All Children Programs	8	22.22%	All Children Participants	173	25.4%
Young Adult Programs	9	25%	Young Adult Participants	112	16.45%
Adult Programs	16	44.44%	Adult Participants	201	29.52%
General Interest Programs	3	8.33%	General Interest Participants	195	28.63%
Total Programs	36		Total Participants	681	



February

Overview


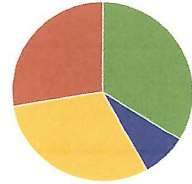
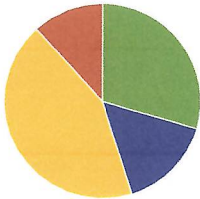
All Children Programs	9	22.5%	All Children Participants	169	20.92%
Young Adult Programs	7	17.5%	Young Adult Participants	76	9.41%
Adult Programs	19	47.5%	Adult Participants	244	30.2%
General Interest Programs	5	12.5%	General Interest Participants	319	39.48%
Total Programs	40		Total Participants	808	



March

Overview


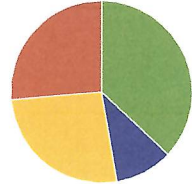
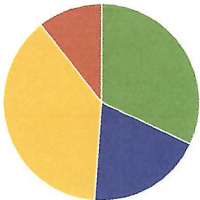
All Children Programs	15	29.41%	All Children Participants	358	33.65%
Young Adult Programs	8	15.69%	Young Adult Participants	87	8.18%
Adult Programs	22	43.14%	Adult Participants	325	30.55%
General Interest Programs	6	11.76%	General Interest Participants	294	27.63%
Total Programs	51		Total Participants	1064	



April

Overview


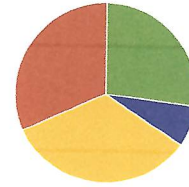
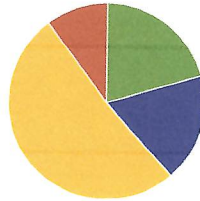
All Children Programs	15	31.91%	All Children Participants	392	36.91%
Young Adult Programs	9	19.15%	Young Adult Participants	110	10.36%
Adult Programs	18	38.3%	Adult Participants	279	26.27%
General Interest Programs	5	10.64%	General Interest Participants	281	26.46%
Total Programs	47		Total Participants	1062	



May

Overview


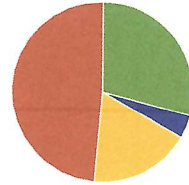
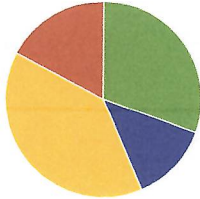
All Children Programs	8	20.51%	All Children Participants	266	26.92%
Young Adult Programs	7	17.95%	Young Adult Participants	73	7.39%
Adult Programs	20	51.28%	Adult Participants	336	34.01%
General Interest Programs	4	10.26%	General Interest Participants	313	31.68%
Total Programs	39		Total Participants	988	



June

Overview


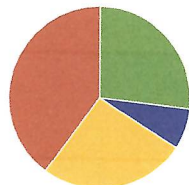
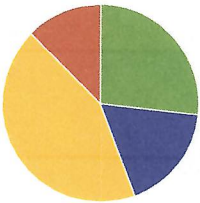
All Children Programs	14	30.43%	All Children Participants	450	29.03%
Young Adult Programs	6	13.04%	Young Adult Participants	65	4.19%
Adult Programs	18	39.13%	Adult Participants	281	18.13%
General Interest Programs	8	17.39%	General Interest Participants	754	48.65%
Total Programs	46		Total Participants	1550	



Year in Review

Overview

All Children Programs	135	26.63%	All Children Participants	3468	26.69%
Young Adult Programs	89	16.37%	Young Adult Participants	937	6.71%
Adult Programs	219	39.64%	Adult Participants	3406	24.05%
General Interest Programs	64	11.05%	General Interest Participants	5184	34.09%
Total Programs	507		Total Participants	12995	



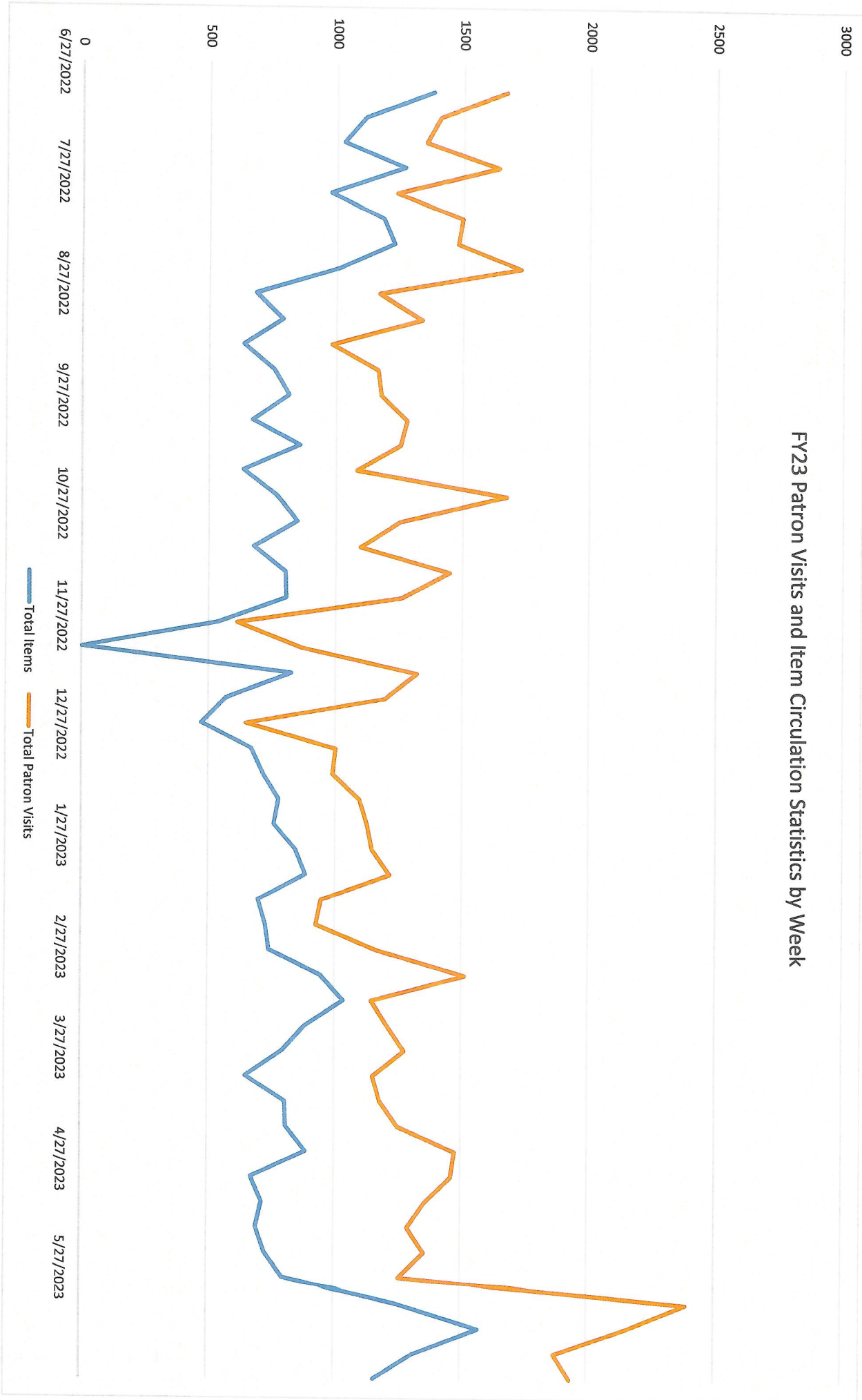
State Report Information

2023 Programs	All Children	Children (ages 0-5)	Children (ages 6-11)	Young Adult (ages 12-18)	Adult (ages 19+)	General Interest	Total
Onsite Imperson	116	81	35	77	207	24	424
Onsite Combo Imperson/Live	0	0	0	0	6	0	6
Offsite Imperson	1	1	0	0	0	10	11
Offsite Combo Imperson/Live	0	0	0	0	0	0	0
Live Virtual	0	0	0	0	5	1	6
Passive Programs	18	12	6	12	1	28	59
Combo Live Virtual / Content R	0	0	0	0	0	0	0
Content Recording	0	0	0	0	0	0	0
Total	135	94	41	89	219	63	506

2023 Attendees	All Children	Children (ages 0-5)	Children (ages 6-11)	Young Adult (ages 12-18)	Adult (ages 19+)	General Interest	Total
Onsite Imperson	3068	1707	1361	887	2974	1347	8276
Onsite Combo Imperson/Live	0	0	0	0	68	0	68
Offsite Imperson	73	73	0	0	0	1498	1571
Offsite Combo Imperson/Live	0	0	0	0	0	0	0
Live Virtual	0	0	0	0	352	23	375
Passive Programs	327	41	286	50	12	2270	2659
Combo Live Virtual / Content R	0	0	0	0	0	0	0
Content Recording	0	0	0	0	0	0	0
Total	3468	1821	1647	937	3406	5138	12949

Solon Public Library

FY23 Patron Visits and Item Circulation Statistics by Week



Patron PC Logins by Day and Hour

Dates: Thursday June 1, 2023 - Friday June 30, 2023 Times: 9:00am to 7:00pm

Date	9am	10am	11am	12pm	1pm	2pm	3pm	4pm	5pm	6pm	7pm	Total	Avg	Min	Max	Med	Mode	Std Dev
Thu Jun 1	0	2	1	5	1	0	1	2	0	0	0	12	1	0	5	1	0	2
Fri Jun 2	1	6	1	4	2	3	1	0	0	0	0	18	2	0	6	1	0	2
Sat Jun 3	0	0	0	0	0	2	1	0	0	0	0	3	0	0	2	0	0	1
Sun Jun 4	0	0	0	0	0	0	0	0	0	0	0	0	0	0	0	0	0	0
Mon Jun 5	0	0	1	5	13	16	8	0	2	0	0	45	4	0	16	1	0	6
Tue Jun 6	3	3	0	1	3	1	2	2	0	0	0	15	1	0	3	1	0	1
Wed Jun 7	2	3	0	0	0	0	2	1	0	0	0	8	1	0	3	0	0	1
Thu Jun 8	0	0	2	2	2	6	3	1	6	2	0	24	2	0	6	2	2	2
Fri Jun 9	0	6	3	0	1	1	2	0	0	0	0	13	1	0	6	0	0	2
Sat Jun 10	1	1	2	0	2	0	2	1	0	0	0	9	1	0	2	1	0	1
Sun Jun 11	0	0	0	0	0	0	0	0	0	0	0	0	0	0	0	0	0	0
Mon Jun 12	2	2	0	5	3	0	1	1	0	2	0	16	2	0	5	1	0	2
Tue Jun 13	0	0	0	0	5	4	1	0	1	1	0	12	1	0	5	0	0	2
Wed Jun 14	3	0	2	1	4	3	2	3	0	0	0	18	2	0	4	2	0	2
Thu Jun 15	0	2	0	1	3	1	0	1	0	0	0	8	1	0	3	0	0	1
Fri Jun 16	1	5	9	4	0	0	4	1	0	0	0	24	2	0	9	1	0	3
Sat Jun 17	0	0	1	1	0	1	0	0	0	0	0	3	0	0	1	0	0	1
Sun Jun 18	0	0	0	0	0	0	0	0	0	0	0	0	0	0	0	0	0	0
Mon Jun 19	1	2	2	1	2	0	0	0	1	1	0	10	1	0	2	1	1	1
Tue Jun 20	2	1	0	0	0	6	5	0	0	0	0	14	1	0	6	0	0	2
Wed Jun 21	1	0	0	1	0	1	1	2	0	0	0	6	1	0	2	0	0	1
Thu Jun 22	0	5	5	1	7	11	1	2	3	0	0	35	3	0	11	2	0	4
Fri Jun 23	2	2	1	1	1	0	0	0	0	0	0	7	1	0	2	0	0	1
Sat Jun 24	0	4	2	1	0	0	1	0	0	0	0	8	1	0	4	0	0	1
Sun Jun 25	0	0	0	0	0	0	0	0	0	0	0	0	0	0	0	0	0	0
Mon Jun 26	1	2	1	0	3	0	4	1	1	0	0	13	1	0	4	1	1	1
Tue Jun 27	0	2	2	5	0	0	2	1	1	0	0	13	1	0	5	1	0	2
Wed Jun 28	0	0	0	0	0	0	0	0	0	0	0	0	0	0	0	0	0	0
Thu Jun 29	0	0	0	1	11	7	5	0	3	0	0	27	3	0	11	0	0	4
Fri Jun 30	0	0	2	1	0	0	0	0	0	0	0	3	0	0	2	0	0	1
Total	20	48	37	41	63	63	49	19	18	6	0	364						
Average	0.7	1.6	1.2	1.4	2.1	2.1	1.6	0.6	0.6	0.2	0							
Minimum	0	0	0	0	0	0	0	0	0	0	0							
Maximum	3	6	9	5	13	16	8	3	6	2	0							
Median	0	1	1	1	1	0	1	0	0	0	0							
Mode	0	0	0	0	0	0	0	0	0	0	0							
Standard Dev	0.9	1.9	1.9	1.7	3.2	3.7	1.9	0.8	1.3	0.5	0							

Generated on Tuesday July 25, 2023 with CYBRARIAN® View (2022.7.9)

© Copyright 2023. CYBRARIAN is a Registered Trademark of CYBRARIAN Corporation. All Rights Reserved.

In June, 189 unique patrons used your library WiFi. On average, these patrons visited to use the WiFi on just under 3 individual days.

Change from prior month



451 ↑ 20.59%

Monthly Sessions



408 ↑ 16.91%

Total Visits



189 ↑ 26.85%

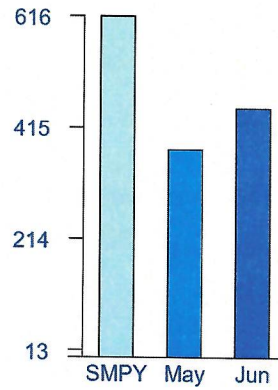
Unique Visitors



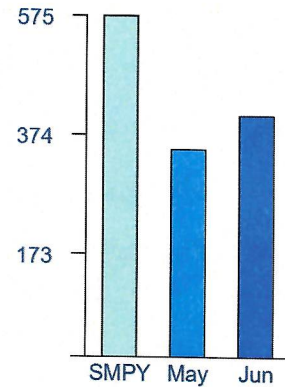
2.16 ↓ -7.69%

Average Return Rate

Total Monthly Session Count

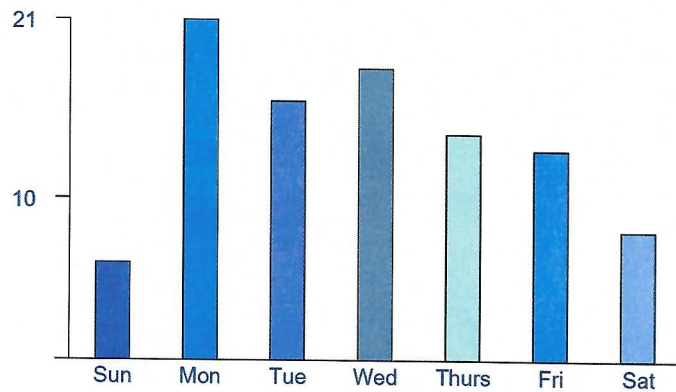


Total Monthly Visits

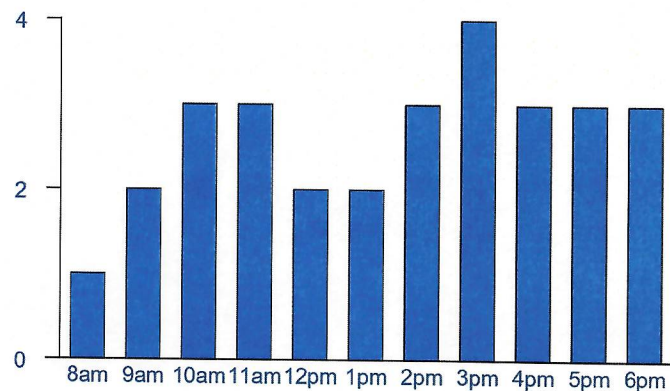


*SMPY: Same Month Prior Year

Average Daily Visits



Average Peak Hourly



Average Usage

06/01/2023 - 06/30/2023

Date

Filter



Apply

Busiest Hour

8

Mondays at 1 PM

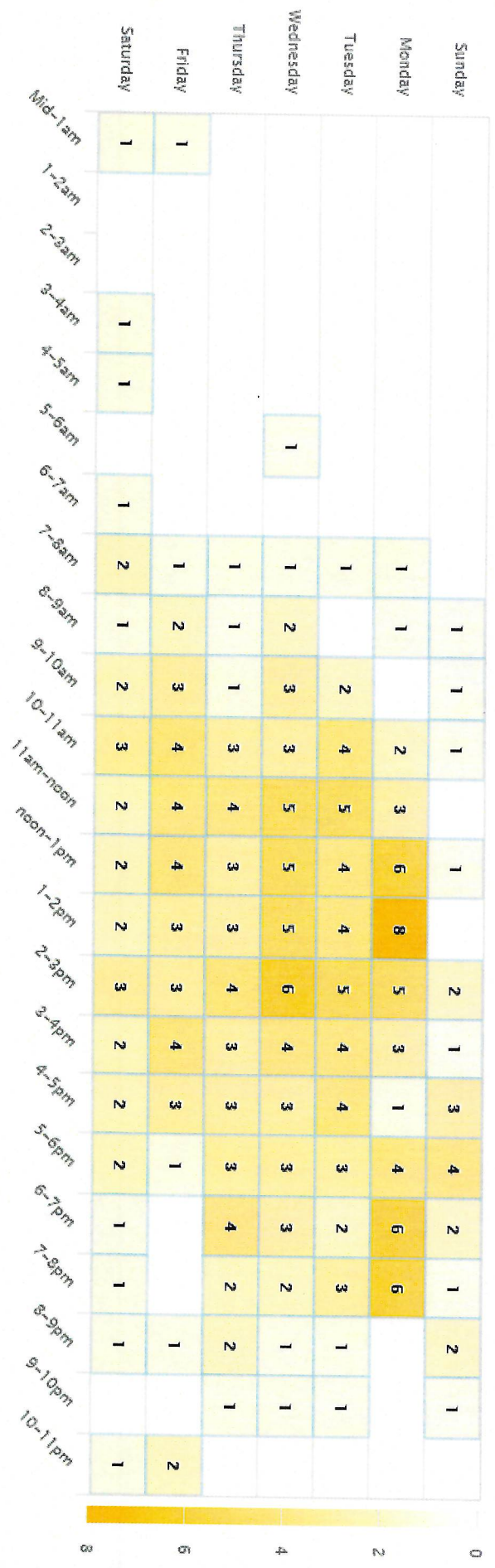
Least Busy

1

Saturdays at 12 AM

Hourly Average

3



Solon Library Bills for July, 2023

Starting balance from Expenditure Report dated 7/26/23

			Monthly Avg
From Dues, Membership & Magazines (62100)	\$ 1,200.00		
Zoom inv#208142126 (Visa)	\$ 17.00		
The Gazette annual subscription (Visa)	\$ 353.60		
Our Iowa Magazine annual subscription (Visa)	\$ 24.98		
Total Spent	\$ 395.58	\$	100.00
Remaining Balance	\$ 804.42		
From Travel and Conference (62400)	\$ 750.00		
Staff travel to Johnson County Fair and Meeting at Coralville PL	\$ 25.54		
Total Spent	\$ 25.54	\$	62.50
Remaining Balance	\$ 724.46		
From Building Maintenance (63100)	\$ 10,000.00		
\$5,000 allocated for reserve funds	\$ 5,000.00		Hidden balance for reserves
Drea Electric, repair meeting room light invoice	\$ 255.00		
Amazon, urinal screens (Visa)	\$ 25.87		
Total Spent	\$ 280.87	\$	416.67
Remaining Balance	\$ 4,719.13		
From Org Vehicle/Equipment Maint AC (63320)	\$ 5,600.00		
Summit Fire Protection inv#189007957	\$ 100.00		
AWE Learning, replacement keyboard inv	\$ 40.00		
Cybrarian Corporation, annual subscription inv#09-96006	\$ 649.95		
Amazon, 2 pack charging block (Visa)	\$ 19.99		
Amazon, 3 pack charging block (Visa)	\$ 31.99		
Amazon, 2 pack charging block (Visa)	\$ 19.99		
Amazon, 2 pack charging block (Visa)	\$ 19.99		
Amazon, 2 pack charging block (Visa)	\$ 19.99		
Amazon, 2 pack charging block (Visa)	\$ 19.99		
Amazon, 2 pack charging block (Visa)	\$ 19.99		
Google Workspace inv#4752377348 (Visa)	\$ 44.94		
Total Spent	\$ 986.82	\$	466.67
Remaining Balance	\$ 4,613.18		
From Utilities (63710)	\$ 7,000.00		
Alliant Energy	\$ 3.95		
Mid-American	\$ 12.33		
Total Spent	\$ 16.28	\$	583.33
Remaining Balance	\$ 6,983.72		
From Telephone/Internet (63730)	\$ 5,100.00		
ICN inv#674237	\$ 188.00		

Southslope inv#10509938	\$	178.03		
Total Spent	\$	366.03	\$	425.00
Remaining Balance	\$	4,733.97		
From Data Bases (63731)	\$	2,500.00		
OverDrive Annual Consortium Subscription	\$	933.78		
Total Spent	\$	933.78	\$	208.33
Remaining Balance	\$	1,566.22		
From Publishing (64140)	\$	600.00		
Total Spent	\$	-	\$	50.00
Remaining Balance	\$	600.00		
From Educational Program (64340)	\$	14,150.00		
Cold Blooded Redhead LLC program invoice	\$	200.00		
Solon Senior Support, June Chair Yoga inv#YogaJUN23	\$	60.00		
Dollar Tree, Adult Program supplies Employee Reimbursement	\$	13.75		
Menards, Adult Program supplies Employee Reimbursement	\$	6.71		
Walmart, Adult Program Supplies Employee Reimbursement	\$	18.55		
Walmart, Adult Program Supplies Employee Reimbursement	\$	17.51		
Dollar Tree, Adult Program supplies Employee Reimbursement	\$	13.25		
El Sol Mexican Cuisine, Gift Card for SRP Grand Prize (Visa)	\$	25.00		
Amazon, SRP supplies (Visa)	\$	60.74		
Amazon, SRP supplies (Visa)	\$	23.98		
Amazon, SRP supplies (Visa)	\$	77.97		
Amazon, SRP supplies (Visa)	\$	126.35		
Amazon, Teen Program supplies (Visa)	\$	7.69		
Goodwill Heartland, SRP supplies (Visa)	\$	39.20		
Amazon, SRP supplies (Visa)	\$	7.79		
Buff's Gameday, Gift Card for SRP Grand Prize (Visa)	\$	25.75		
Fun Express, SRP supplies (Visa)	\$	313.46		
Cricut monthly subscription (Visa)	\$	9.99		
Amazon, SRP supplies (Visa)	\$	14.12		
Amazon, SRP supplies (Visa)	\$	77.97		
Amazon, SRP supplies (Visa)	\$	102.47		
Amazon, SRP supplies (Visa)	\$	70.98		
Fun Express, SRP supplies (Visa)	\$	220.48		
Amazon, Youth Program supplies (Visa)	\$	22.99		
Amazon, SRP supplies (Visa)	\$	129.99		
Target, Teen Program supplies (Visa)	\$	17.45		
Amazon, Teen Program supplies (Visa)	\$	23.22		
Amazon, Youth Program supplies (Visa)	\$	153.04		
Amazon, Adult Program supplies (Visa)	\$	68.14		
Target, Adult Program supplies (Visa)	\$	11.75		
Target, Youth Program supplies (Visa)	\$	9.90		

Total Spent \$ 1,970.19 \$ 1,179.17
Remaining Balance \$ 12,179.81

From Library Books (65020) \$ 24,000.00
 Baker & Taylor Inv#2037601282 \$ 260.59
 Baker & Taylor Inv#2037623485 \$ 264.50
 Baker & Taylor Inv#2037631667 \$ 104.76
 Baker & Taylor Inv#2037630392 \$ 61.57
 Baker & Taylor Inv#2037639650 \$ 37.30
 Baker & Taylor Inv#2037652114 \$ 416.98
 Baker & Taylor Inv#2037657238 \$ 683.74
 Baker & Taylor Inv#2037657250 \$ 66.34
 Baker & Taylor Inv#2037666383 \$ 253.39
 Center Point Large Print Inv#2029142 \$ 56.92
 Hospers PL, replacement fee for damaged ILL book inv#1007 \$ 16.00
 Route 3 Press invoice \$ 9.00
 Amazon, 7 Youth books (Visa) \$ 54.60
 Amazon, 2 Youth books (Visa) \$ 27.09
 Amazon, 1 Youth book (Visa) \$ 16.99
 Amazon, 8 Youth book set (Visa) \$ 81.99
 Amazon, 1 Youth book (Visa) \$ 4.92
 Amazon, 3 Youth books (Visa) \$ 65.83
 Amazon, 1 Youth book (Visa) \$ 9.99
 A Kids Company, 13 Youth books (Visa) \$ 224.44
 Daydreams Comics, 4 books (Visa) \$ 41.57
 Amazon, 4 Adult books (Visa) \$ 85.78
 Amazon, 1 Adult book (Visa) \$ 7.48
 Amazon, 1 Adult book (Visa) \$ 14.81
 Amazon, 1 Adult book (Visa) \$ 14.21
 Amazon, 2 Adult books (Visa) \$ 42.79
 Amazon, 1 Adult book (Visa) \$ 14.24
 Amazon, 1 Adult book (Visa) \$ 7.48
 Amazon, 7 Adult books (Visa) \$ 118.13
 Amazon, 1 Adult book (Visa) \$ 9.82
 Amazon, 1 Adult book (Visa) \$ 20.99
 Amazon, 1 Adult book (Visa) \$ 13.48
 Amazon, 1 Adult book (Visa) \$ 9.98
 Amazon, 6 Adult books (Visa) \$ 103.03
 Amazon, 1 Adult book (Visa) \$ 16.45
 Amazon, 2 Adult books (Visa) \$ 28.90
 Amazon, 1 Adult book (Visa) \$ 9.31
 Amazon, 4 Adult books (Visa) \$ 83.92
 Amazon, 1 Adult book (Visa) \$ 16.50
 Total Spent \$ 3,375.81 \$ 2,000.00
Remaining Balance \$ 20,624.19

From Library Video Materials (65030) \$ 4,850.00

Baker & Taylor inv#H65365090	\$	45.48		
Baker & Taylor inv#H65395210	\$	10.49		
Baker & Taylor inv#H65511930	\$	41.96		
Baker & Taylor inv#H65569560	\$	73.47		
Amazon, portable DVD player protection plan (Visa)	\$	5.99		
Amazon, portable DVD Player and case (Visa)	\$	85.48		
Amazon, 2 DVDs (Visa)	\$	19.43		
Total Spent	\$	282.30	\$	404.17
Remaining Balance	\$	4,567.70		
From Library Audio Materials (65040)	\$	5,000.00		
Baker & Taylor Inv#2037623485	\$	38.48		
Baker & Taylor Inv#2037652114	\$	19.24		
Baker & Taylor Inv#2037666383	\$	22.00		
Total Spent	\$	79.72	\$	416.67
Remaining Balance	\$	4,920.28		
From Puzzles, Puppet Kits (65050)	\$	1,200.00		
Total Spent	\$	-	\$	100.00
Remaining Balance	\$	1,200.00		
From Operating Supplies (65070)	\$	9,000.00		
Target, notebooks (Visa)	\$	6.81		
Office Express paper towels & toilet paper inv#11175	\$	138.13		
Office Express, copy paper inv#2007	\$	61.73		
Office Express, 4 toner cartridges inv#12244	\$	411.96		
Office Express, paper and cardstock inv#12966	\$	75.95		
Office Express, calendars, trash bags, tape inv#14425	\$	46.33		
DEMCO, book covering supplies inv#7327271	\$	129.05		
DEMCO, book processing supplies inv#7333213 (Visa)	\$	153.22		
Amazon, gloves and wipes (Visa)	\$	21.29		
Total Spent	\$	1,044.47	\$	750.00
Remaining Balance	\$	7,955.53		
From Postage and Shipping (65080)	\$	900.00		
Total Spent	\$	-	\$	75.00
Remaining Balance	\$	900.00		
From Supplies (65990)	\$	250.00		
Total Spent	\$	-	\$	20.83
Remaining Balance	\$	250.00		
From Office Equipment (67250)	\$	4,000.00		

Target, 2 storage containers (Visa)	\$	6.42		
Amazon, 30 dry erase pocket sleeves (Visa)	\$	19.95		
Home Depot, 4 folding tables (Visa)	\$	239.92		
Total Spent	\$	266.29	\$	333.33
Remaining Balance	\$	3,733.71		

EXPENDITURE REPORT

City of Solon

Page: 1
7/26/2023
1:48 pm

For the Period: 7/1/2023 to 7/31/2023

	Original Bud.	Amended Bud.	YTD Actual	CURR MTH	Encumb. YTD	UnencBal	% Bud
Fund: 001 - GENERAL FUND							
Expenditures							
Dept: 4410 LIBRARY SERVICES							
60100 SALARIES							
61100 FICA SOCIAL SECURITY	226,000.00	226,000.00	16,651.19	16,651.19	0.00	209,348.81	7.4
61300 IPERS	17,300.00	17,300.00	1,270.87	1,270.87	0.00	16,029.13	7.3
61500 EMPLOYEE GROUP INSURANCE/ANNUI	21,335.00	21,335.00	1,571.87	1,571.87	0.00	19,763.13	7.4
62100 DUES, MEMBERSHIPS & MAGAZINE S	16,000.00	16,000.00	0.00	0.00	0.00	16,000.00	0.0
62400 TRAVEL AND CONFERENCE	1,200.00	1,200.00	0.00	0.00	0.00	1,200.00	0.0
63100 BUILDING MAINTENANCE	750.00	750.00	0.00	0.00	0.00	750.00	0.0
63320 ORG VEHICLE/EQUIPMENT MAINT AC	10,000.00	10,000.00	255.00	255.00	0.00	9,745.00	2.6
63710 UTILITIES	5,600.00	5,600.00	140.00	140.00	0.00	5,460.00	2.5
63730 TELEPHONE/INTERNET	7,000.00	7,000.00	16.28	16.28	0.00	6,983.72	0.2
63731 DATA BASES	5,100.00	5,100.00	366.03	366.03	0.00	4,733.97	7.2
64080 INSURANCE	2,500.00	2,500.00	0.00	0.00	0.00	2,500.00	0.0
64140 PUBLISHING	16,850.00	16,850.00	0.00	0.00	0.00	16,850.00	0.0
64340 EDUCATIONAL PROGRAM	600.00	600.00	0.00	0.00	0.00	600.00	0.0
65020 LIBRARY BOOKS	14,150.00	14,150.00	0.00	0.00	0.00	14,150.00	0.0
65030 LIBRARY VIDEO MATERIALS	24,000.00	24,000.00	16.00	16.00	0.00	23,984.00	0.1
65040 LIBRARY AUDIO MATERIALS	4,850.00	4,850.00	45.48	45.48	0.00	4,804.52	0.9
65050 PUZZELS, PUPPET KITS	5,000.00	5,000.00	0.00	0.00	0.00	5,000.00	0.0
65070 OPERATING SUPPLIES	1,200.00	1,200.00	0.00	0.00	0.00	1,200.00	0.0
65080 POSTAGE AND SHIPPING	9,000.00	9,000.00	138.13	138.13	0.00	8,861.87	1.5
65990 SUPPLIES	900.00	900.00	0.00	0.00	0.00	900.00	0.0
67250 OFFICE EQUIPMENT	250.00	250.00	0.00	0.00	0.00	250.00	0.0
	4,000.00	4,000.00	0.00	0.00	0.00	4,000.00	0.0
LIBRARY SERVICES	393,585.00	393,585.00	20,470.85	20,470.85	0.00	373,114.15	5.2
Expenditures	393,585.00	393,585.00	20,470.85	20,470.85	0.00	373,114.15	5.2
Grand Total Net Effect:	-393,585.00	-393,585.00	-20,470.85	-20,470.85	0.00	-373,114.15	

EXPENDITURE REPORT

City of Solon

Page: 1
7/26/2023
1:51 pm

For the Period: 7/1/2023 to 7/31/2023

	Original Bud.	Amended Bud.	YTD Actual	CURR MTH	Encumb. YTD	UnencBal	% Bud
Fund: 031 - TRUST & AGENCY LIBRARY							
Expenditures							
Dept: 4411 TRUST & AGENCY LIBRARY BLDG TR							
64340 EDUCATIONAL PROGRAM	500.00	500.00	0.00	0.00	0.00	500.00	0.0
65020 LIBRARY BOOKS	5,000.00	5,000.00	0.00	0.00	0.00	5,000.00	0.0
65030 LIBRARY VIDEO MATERIALS	500.00	500.00	0.00	0.00	0.00	500.00	0.0
65040 LIBRARY AUDIO MATERIALS	500.00	500.00	0.00	0.00	0.00	500.00	0.0
67270 OTHER CAPITAL EQUIPMENT	4,000.00	4,000.00	0.00	0.00	0.00	4,000.00	0.0
TRUST & AGENCY LIBRARY BLDG TR	10,500.00	10,500.00	0.00	0.00	0.00	10,500.00	0.0
Expenditures	10,500.00	10,500.00	0.00	0.00	0.00	10,500.00	0.0
Grand Total Net Effect:	-10,500.00	-10,500.00	0.00	0.00	0.00	-10,500.00	

	A	B	C	D
1	Solon Public Library Foundation - Solon State Bank			
2	Treasurer's Report			
3	June 21, 2023			
4				
5	Beginning Balance			\$ 20,934.75
6				
7		Income:		
8				
9		Expenses:		
10				
11	Ending Balance			\$ 20,934.75
12				
13	Solon Public Library Foundation - Greenstate			
14	Treasurer's Report			
15	June 21, 2023			
16	Beginning Balance			\$ -
17				
18		Income:		
19				
20		Expenses:		
21				
22			Savings Balance	\$ 5.54
23				
24				
25	Solon Public Library Foundation Scholarship Account			
26	Treasurer's Report			
27	June 21, 2023			
28				
29				
30	Beginning Balance			\$ 1,000.00
31				
32		Income:		
33				
34		Expenses:		
35				
36	Ending Balance			\$ 1,000.00
37				
38				
39				